

Features

Abort switches provide a manual Fire Suppression System release abort request:

- Pushbutton momentary switch is mounted on a stainless steel single-gang plate
- A protruding collar protects the switch from accidental contact (collar is removable if required)
- Available flush or surface mount
- Flush mounting requires standard single-gang box
- Surface mounting includes a red mounting box
- Models are available with internal 1.2 kΩ resistor for current limited operation

Maintenance switches provide a secure and visible disconnect means for servicing Fire Suppression System Releasing Appliance Circuits (RACs):

- Maintained position keyswitch with key removable only in the normal position
- Disabled position opens connection to output circuit and places a 16.2 kΩ resistor across the input circuit to initiate a supervisory condition at the host panel
- Models with indicator lamp use a bright incandescent bulb with red lens, powered from separate 24 VDC
- Available for flush or surface mount
- Flush mounting requires a standard double-gang box for models with lamp or a standard single gang box for models without lamp.
- Surface mount models includes a red mounting box
- Models with lamp provided with a double gang stainless steel plate. Models without lamp provided with a single gang stainless steel plate.

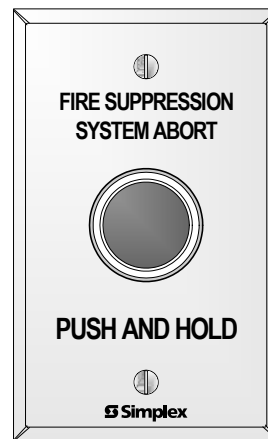
UL listed to Standard 864

Description

Releasing systems require maintenance disconnect switches and often require abort switches. These abort and maintenance switches are clearly labeled and combine easy operation with rugged construction for high integrity operation.



Maintenance Switches, with and without Disconnect Indicator Lamp



Abort Switch

* Refer to page 2 for specific product listings. **NOTE:** MEA is not applicable to Maintenance Switches. FM is not applicable to Abort Switches.

As indicated on page 2, these products have been approved by the California State Fire Marshal (CSFM) pursuant to Section 13144.1 of the California Health and Safety Code. See CSFM Listing 7300-0026:313 for allowable values and/or conditions concerning material presented in this document. Abort switches are accepted for use – City of New York Department of Buildings – MEA35-93E. Maintenance switches were not approved by FM as of document revision date. Additional listings may be applicable, contact your local Simplex® product supplier for the latest status. Listings and approvals under Simplex Time Recorder Co. are the property of Tyco Fire Protection Products.

Product Selection (see page 3 for specifications)

Abort Switches

Model	Description	Listing Status	Details
2080-9056	Flush mount	UL & CSFM listed; MEA (NYC) Acceptance	Single-gang size; includes 3 position contact block housing with one contact block installed
2080-9057	Surface mount; includes red mounting box		

Abort Switches for 4004R Series Suppression Release Panel Current Limited Operation

Model	Description	Listing Status	Details
2080-9067	Flush mount	UL & CSFM listed; MEA (NYC) Acceptance	Single-gang size; includes 1.2 kΩ, 1W resistor for current limited operation and 3 position contact block housing with one contact block installed.
2080-9068	Surface mount; includes red mounting box		

Note: For ULC listed abort switches, refer to datasheet S2080-0011.

Maintenance Switches with Disconnect Indicator Lamp

Model	Description	Listing Status	Details
2080-9059	Flush mount	UL, ULC, & CSFM listed	Double-gang size; includes 3 position contact block housing with 2 contact blocks installed; disabled position opens connection to output and places a 16.2 kΩ resistor across the input circuit; resistor is removable if required for retrofit
2080-9060	Surface mount; includes red mounting box		

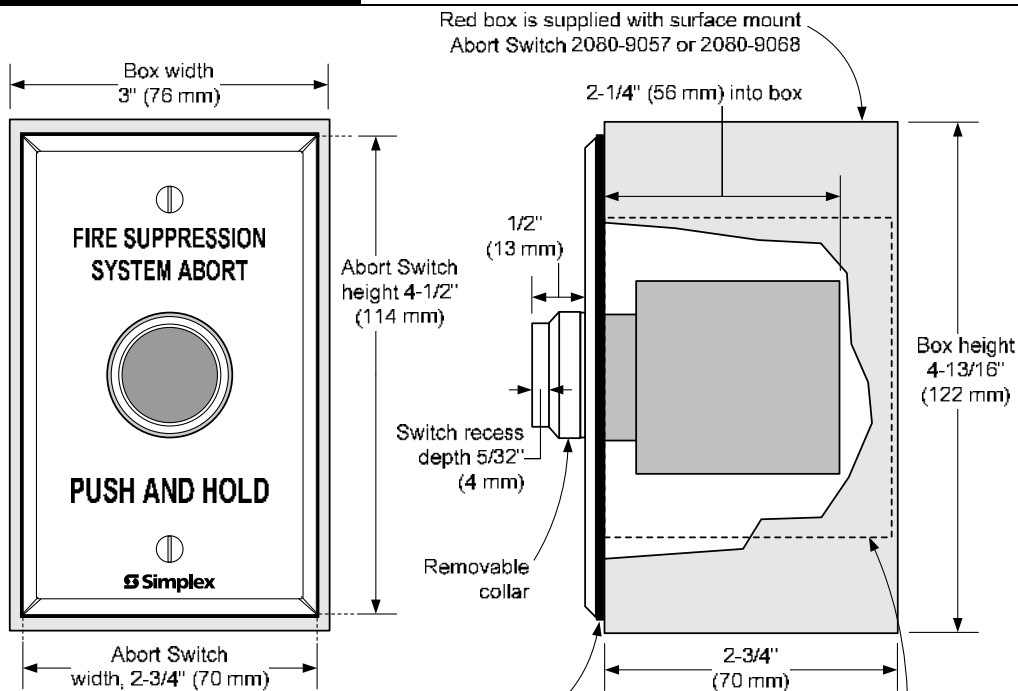
Maintenance Switches without Disconnect Indicator Lamp

Model	Description	Listing Status	Details
2080-9069	Flush mount	UL, ULC, CSFM listed;	Single-gang size; includes 3 position contact block housing with 1 contact block installed; disabled position opens connection to output and places a 16.2 kΩ resistor across the input circuit; resistor is removable if required for retrofit
2080-9070	Surface mount; includes red mounting box		

Accessories for Field Installation

Model	Description
2080-9061	Additional Contact Block for Abort or Maintenance Switch; 1 Form C contact; UL recognized component for use with these switches; listings and approvals are not applicable

Abort Switch Installation Reference

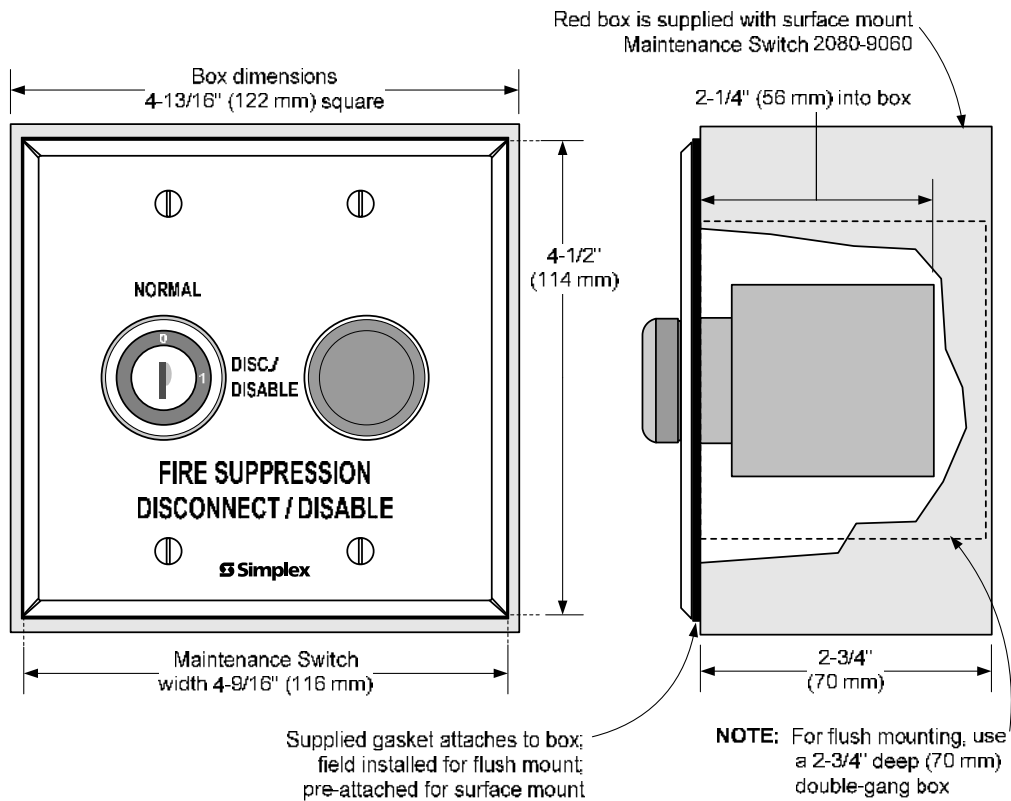


Red box is supplied with surface mount
Abort Switch 2080-9057 or 2080-9068

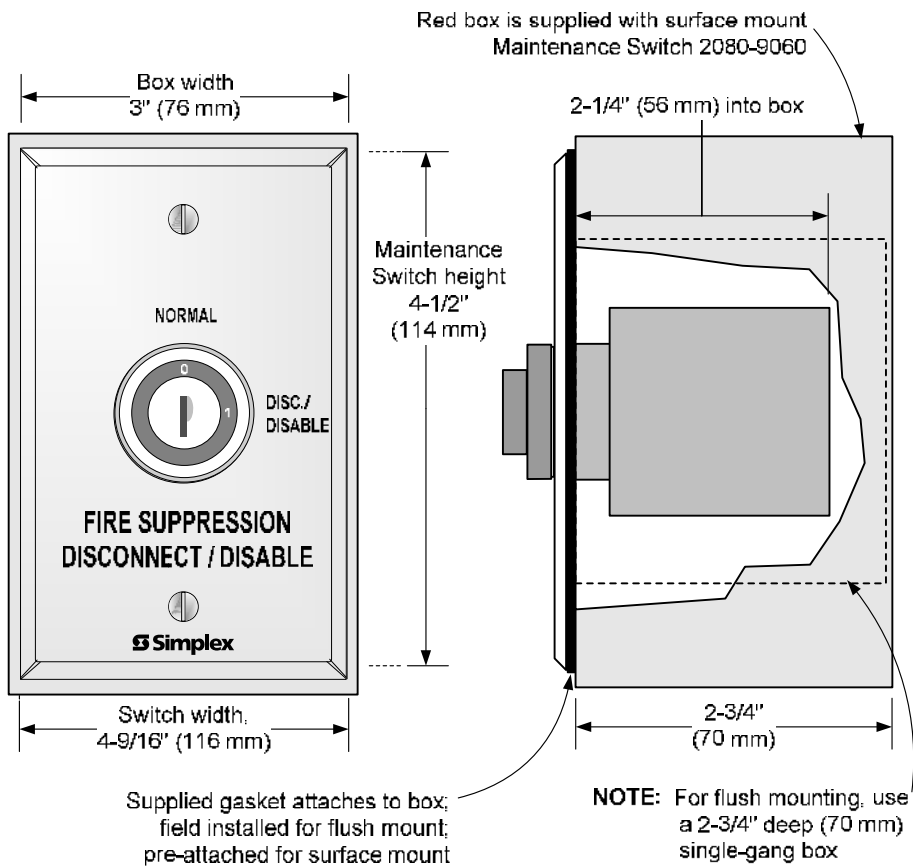
Supplied gasket attaches to box; field installed for flush mount; pre-attached for surface mount

NOTE: For flush mounting, use a 2-3/4" deep (70 mm) single-gang box

2080-9059 and 2080-9060 Maintenance Switch Installation Reference



2080-9069 and 2080-9070 Maintenance Switch Installation Reference



Specifications

Electrical Ratings

Abort Switch; One Contact block	Silver contacts; 1 N.O. & 1 N.C.; rated 2 A resistive @ 30 VDC
Maintenance Switch Control Contact Block (all models)	Circuit control: Silver contacts; 1 normally open & 1 normally closed; rated 2 A resistive @ 30 VDC
Maintenance Switch Lamp Contact Block; (models 2080-9059 and 2080-9060)	Lamp control: Silver contacts; 1 normally open & 1 normally closed; rated 2 A resistive @ 30 VDC
Maintenance Switch Indicator Light (models 2080-9059 and 2080-9060)	Replaceable 2 W incandescent bulb; 24 to 30 VDC typical; 83 mA @ 24 VDC; requires separate 24 VDC

Wiring Connections

Abort Switch	Terminal blocks for in/out wiring; 18 to 14 AWG wire (0.82 mm ² to 2.08 mm ²)
Abort Switch with Current Limited Resistor	Terminal blocks for first wire connection; 18 to 14 AWG wire (0.82 mm ² to 2.08 mm ²); 18 AWG wire lead for second wire connection
Maintenance Switch	18 AWG (0.82 mm ²) color coded wire leads for suppression circuit; terminal blocks for lamp wiring; 18 to 14 AWG wire (0.82 mm ² to 2.08 mm ²)
Additional Information	579-416, Installation Instructions

Environmental Ratings

Temperature Range	32° F to 120° F (0° C to 49° C)
Humidity Range	Up to 93% at 90°F (32° C)

TYCO, SIMPLEX, and the product names listed in this material are marks and/or registered marks. Unauthorized use is strictly prohibited. NFPA 72 and National Fire Alarm Code are registered trademarks of the National Fire Protection Association (NFPA).



Tyco Fire Protection Products • Westminister, MA • 01441-0001 • USA

S2080-0010-5 3/2017

www.simplex-fire.com

© 2016 Tyco Fire Protection Products. All rights reserved. All specifications and other information shown were current as of document revision date and are subject to change without notice.