

Features

Individually addressable manual fire alarm stations with:

- Power and data supplied by IDNet or MAPNET II addressable communications using a single wire pair
- Operation that complies with ADA requirements
- Visible LED indicator that flashes during communications and is on steady when the station has been activated
- The NO GRIP Single Action Station and Retrofit Kit are available with a more easily operated pull lever for applications where anticipated users may find the standard station lever difficult to activate
- Pull lever that protrudes when alarmed
- Break-rod supplied (use is optional)
- Models are available with single or double action (breakglass or push) operation
- UL listed to Standard 38
- NEMA 1 rated. See [Addressable manual station product selection](#) for more information.

Compatible with the following Simplex control panels:

- Model Series 4007ES, 4008, 4010, 4010ES, 4100ES, 4100U, 4020, 4100, and 4120 fire alarm control panels equipped with either IDNet or MAPNET II communications
- Model Series 2120 Communicating Device Transponders (CDTs) equipped with MAPNET II communications

Compact construction:

- Electronics module enclosure minimizes dust infiltration
- Allows mounting in standard electrical boxes
- Screw terminals for wiring connections

Tamper resistant reset key lock, keyed same as Simplex fire alarm cabinets.

Multiple mounting options:

- Surface or semi-flush with standard boxes or matching Simplex boxes
- Flush mount adapter kit
- Adapters are available for retrofitting to commonly available existing boxes

Description

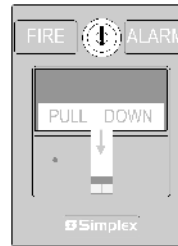
The Simplex addressable manual station combines the familiar Simplex manual station housing with a compact communication module that is easily installed to satisfy demanding applications. Its integral individual addressable module (IAM) constantly monitors status and communicates changes to the connected control panel through IDNet or MAPNET II communications wiring.

Operation

Activation of the 4099-9004 single action manual station requires a firm downward pull to activate the alarm switch. Completing the action breaks an internal plastic break-rod which is visible below the pull lever, use is optional. The use of a break-rod can be a deterrent to vandalism without interfering with the minimum pull requirements needed for easy activation. The pull lever latches into the alarm position and remains extended out of the housing to provide a visible indication.

Single Action NO GRIP Station 4099-9021. For applications such as California Building Code, Title 24, which requires "Controls and operating mechanisms shall be operable with one hand and shall not require tight grasping, pinching or twisting of the wrist" the model 4099-9021 station provides a more easily operated pull lever compared to standard stations. Retrofit of existing stations is available using the 4099-9805 Retrofit kit.

Double Action Stations (Breakglass) require the operator to strike the front mounted hammer to break the glass and expose the recessed pull lever. The pull lever then operates as a single action station.



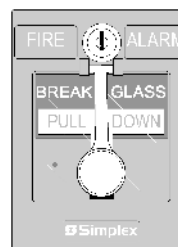
4099-9002
Single action



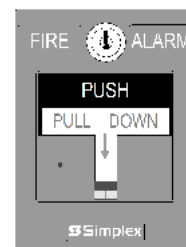
4099-9021 NO
GRIP Single action



4099-9805 NO
GRIP Retrofit kit



4099-9005 Breakglass



4099-9006 Push



With 2099-9828
Institutional Cover kit

Double Action Stations (Push Type) require that a spring loaded interference plate, marked PUSH, be pushed back to access the pull lever of the single action station.

Station reset requires the use of a key to reset the manual station lever and deactivate the alarm switch. If you use the break-rod, you must replace it.

Station testing is performed by physical activation of the pull lever. You can also perform electrical testing by unlocking the station housing to activate the alarm switch.

Specifications

Refer to 4099 MAPNET II/ IDNet Addressable Manual Pull Station with LED Installation Instructions 579-1135 for additional information.

Table 1: Specifications

Specification	Rating
Power and communications	IDNet or MAPNET II communications, 1 address for each station
Address means	DIP switch, 8 position
Wire connections	Screw terminal for in/out wiring, for 18 AWG to 14 AWG wire (0.82 mm ² to 2.08 mm ²)
UL listed temperature range	32°F to 120°F (0°C to 49°C) intended for indoor operation
Humidity range	Up to 93% RH at 100°F (38°C)
Housing color	Red with white raised lettering
Material	Housing and pull lever are Lexan polycarbonate or equal
Pull lever color	White with red raised lettering
Housing dimensions	5 in. H x 3 3/4 in. W x 1 in. D (127 mm x 95 mm x 25 mm)

Addressable manual station semi-flush mounting

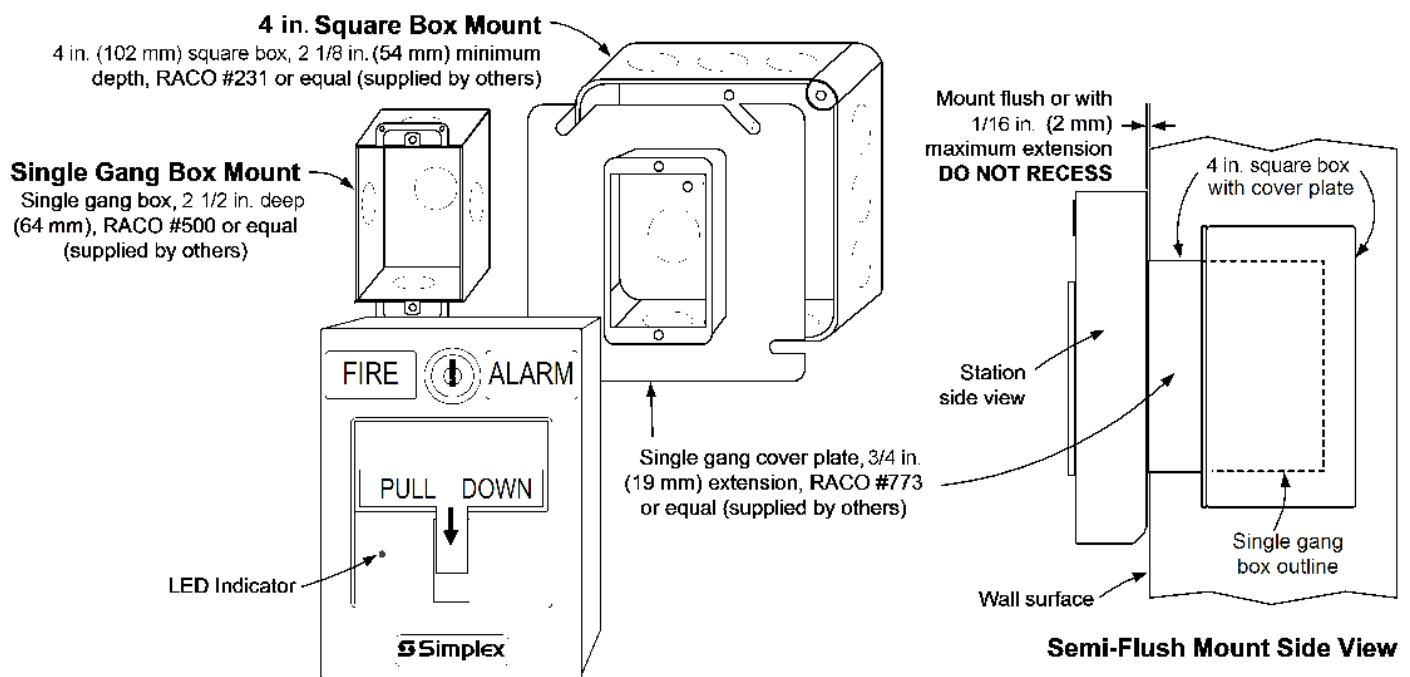


Figure 1: Addressable manual station semi-flush mounting

Addressable manual stations surface mounting

Preferred mounting. For surface mounting of these addressable manual stations, the preferred electrical boxes are shown in Figure 2.

Additional mounting reference. See [Addressable manual station, additional mounting information](#) for Wiremold box mounting compatibility.

Figure 2 shows the 2975-9178 box and the 2975-9022 cast box.

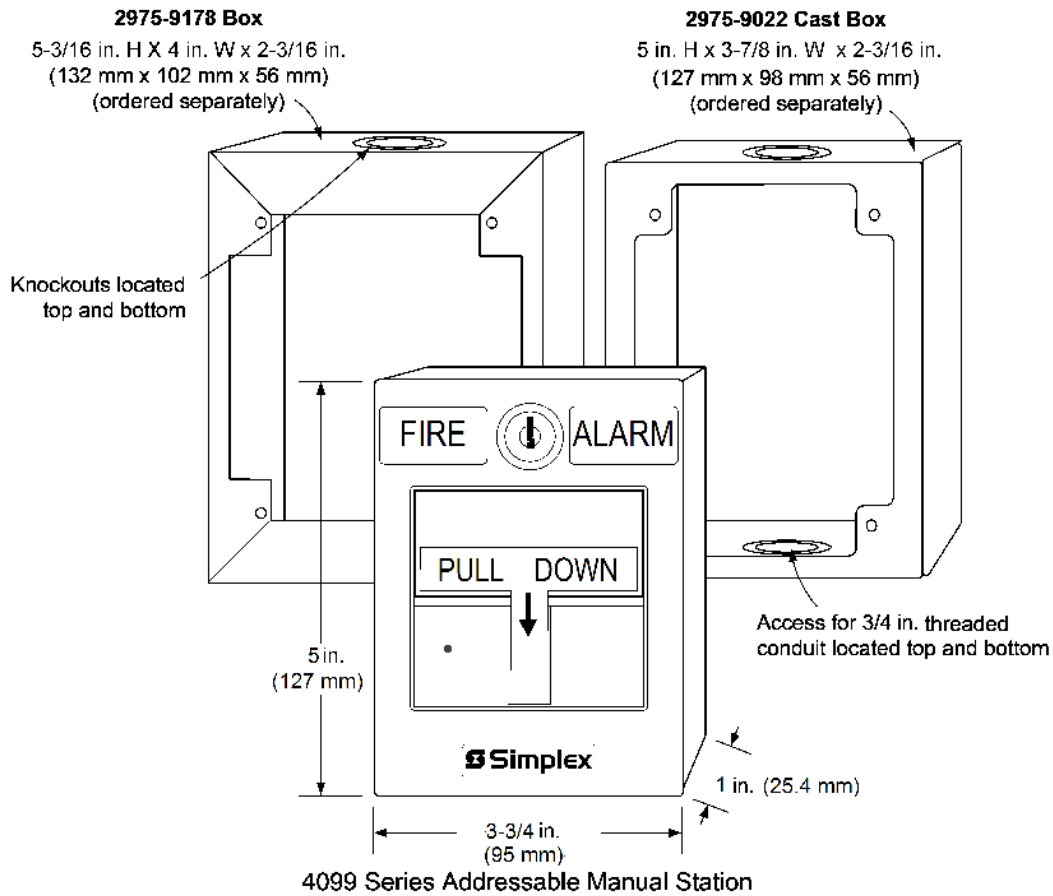


Figure 2: 4099 Series addressable manual station

Surface mount side view with internal detail

Figure 3 shows the 2975-9178 box.

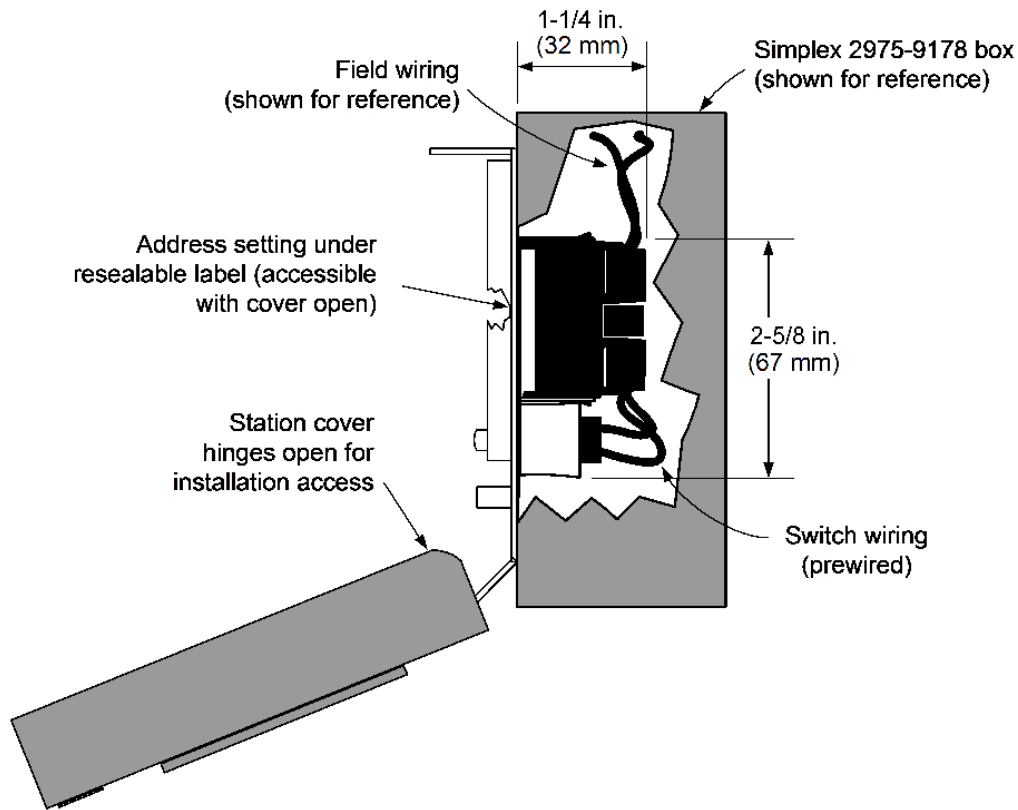


Figure 3: Surface mount side view with internal detail

Application reference

Refer to NFPA 72, the *National Fire Alarm and Signaling Code*, and all applicable local codes for complete requirements for manual stations. The following summarizes the basic requirements:

1. Stations shall be located in the normal path of exit and distributed in the protected area such that they are unobstructed and readily accessible.
2. Mounting shall be with the operable part not less than 42 in. (1.07 m) and not more than 48 in. (1.22 m) above floor level.
3. At least one station shall be provided on each floor. Additional stations shall be provided to obtain a travel distance not more than 200 ft (61 m) to the nearest station from any point in the building.
4. When manual station coverage appears limited in any way, additional stations should be installed.

Addressable manual station, additional mounting information

For retrofit and new installations, additional compatible mounting boxes and the required adapter plates are shown in Figure 4. Figure 4 shows the 2099-9814 surface trim for Wiremold boxes and the 2099-9813 semi-flush trim for 2 gang switch boxes.

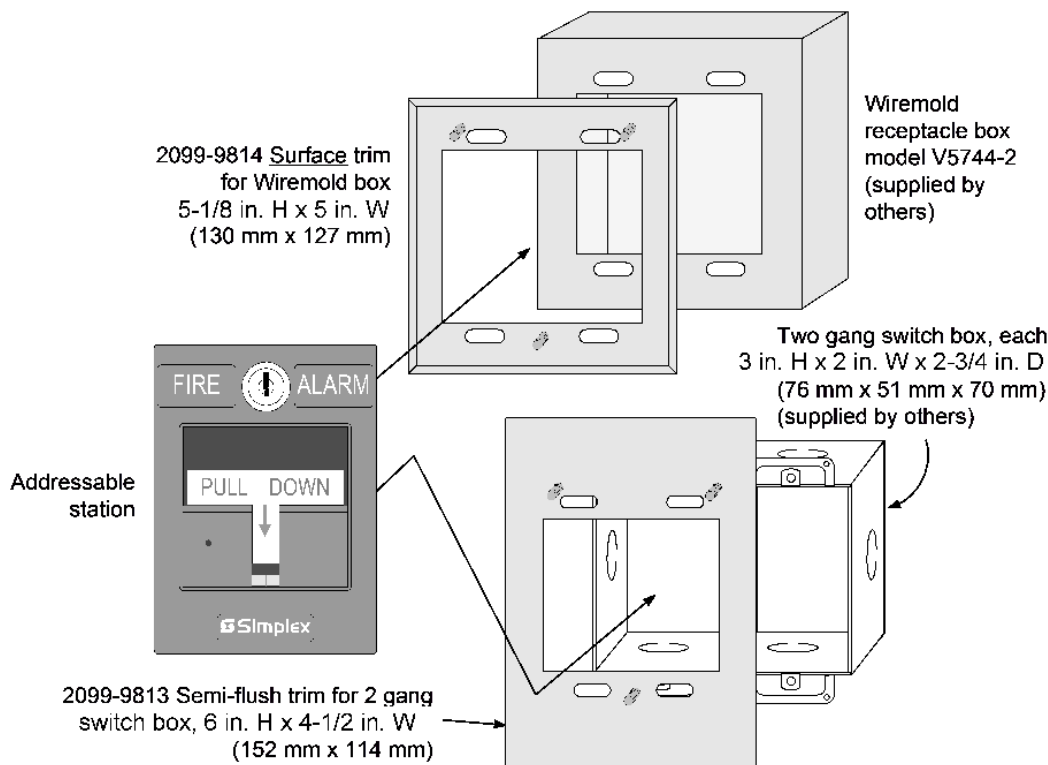


Figure 4: Addressable manual station, additional mounting information

Addressable manual station, flush mounting information

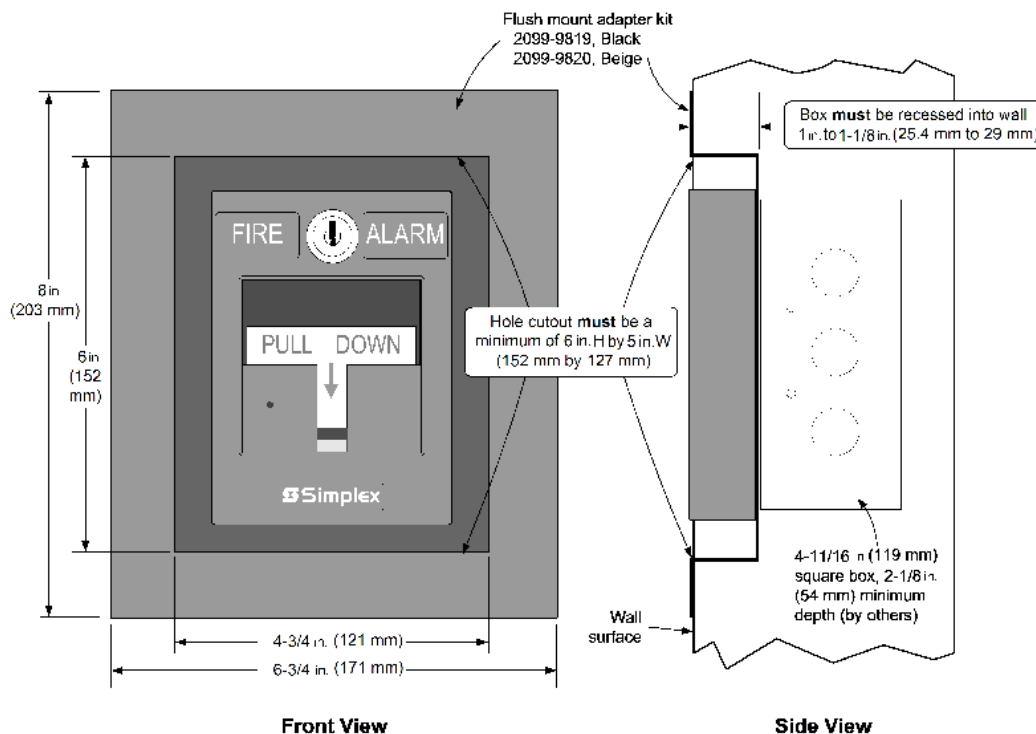


Figure 5: Addressable manual station, flush mounting information

The flush mount adapter kit is available in beige (2099-9820) or black (2099-9819).

Addressable manual station product selection

Table 2: Addressable manual station product selection red housing with white letters and white pull lever

Model	Description	Housing	Pull lever	Listings
4099-9004, see note	Single Action, English	FIRE ALARM	PULL DOWN	UL, ULC, FM, CSFM
4099-9004CB, see note	Single Action, Bilingual English and French	FEU FIRE	TIREZ PULL	ULC
4099-9004CF, see note	Single Action, French	ALARME FEU	ABAISEZ	
4099-9004PO, see note	Single Action, Portuguese	FOGO ALARME	PUXE	UL, FM
4099-9004SP, see note	Single Action, Spanish	ALARMA FUEGO	JALE	
4099-9005, see note	Double Action, Breakglass operation, English	FIRE ALARM	PULL DOWN	UL, ULC, FM, CSFM
4099-9005PO, see note	Double Action, Breakglass operation, Portuguese	FOGO ALARME	PUXE	UL, FM
4099-9005SP, see note	Double Action, Breakglass operation, Spanish	ALARMA FUEGO	JALE	
4099-9006, see note	Double Action, Push operation, English	FIRE ALARM	PUSH PULL DOWN	UL, ULC, FM, CSFM
4099-9006PO, see note	Double Action, Push operation, Portuguese	FOGO ALARME	EMPURRE PUXE	UL, FM
4099-9006SP, see note	Double Action, Push operation, Spanish	ALARMA FUEGO	EMPUJE JALE	
4099-9021, see note	Single Action NO GRIP operation, English	FIRE ALARM	PULL DOWN	UL, ULC, FM, CSFM

Note: NEMA 1 rated when used with 2975-9178 back box.

Table 3: Accessories

Model	Description
2975-9022	Cast aluminum surface mount box, red
2975-9178	Surface mount steel box, red
2099-9813	Semi-flush trim plate for double gang switch box, red
2099-9819	Flush mount adapter kit, black
2099-9820	Flush mount adapter kit, beige
4099-9805	Retrofit Kit for field conversion of a single action station to a NO GRIP station; refer to the <i>NO GRIP Actuator (4099-9805) Installation Instructions 579-1007</i> for details
2099-9803	Replacement breakglass
2099-9804	Replacement break-rod
2099-9828	Institutional cover kit for field installation on 4099-9004; Note: Covers LED indicator
2099-9814	Surface trim plate for Wiremold box V5744-2, red
2099-9822	Replacement retaining clip for breakglass
252-019	B key for manual station reset.